

MONDAY 30TH MARCH

GOOD MORNING!

Maths: Rounding decimals to the nearest whole number and the nearest tenth.

Arithmetic: Times table battles!

English: Planning a Disney newspaper report


Spellings: the prefixes auto, super and anti.

Suggested afternoon activities - Spanish and art

MATHS: TO ROUND DECIMALS TO 0 OR 1.

JUST LIKE WE ROUND 5 AND OVER TO 10 AND 50 AND OVER TO 100, IF WE ARE THINKING ABOUT TENTHS WE WOULD ROUND 0.5 AND ABOVE UP TO 1.

ANYTHING BELOW 0.5 WE ROUND DOWN TO 0.

FOR EXAMPLE: 1.6 ROUNDS UP TO 2 

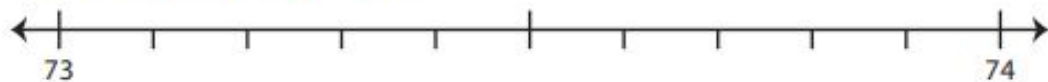
ROUNDS DOWN TO 24.1 

CHALLENGE 1: DRAW OUT THE NUMBER LINE AND ANSWER THESE QUESTIONS IN YOUR PINK BOOK USING THE NUMBER LINE TO HELP YOU:

Use the number line to answer the questions.

1) 73.6

i) Mark 73.6 on the number line.



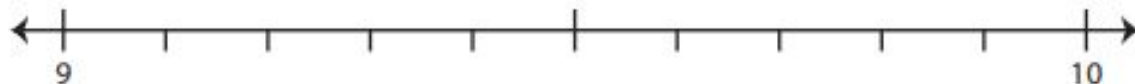
ii) Which whole number is closer to 73.6? a) 74 b) 73

iii) Round 73.6 to the nearest whole number. _____

iv) Did you round up or round down? _____

2) 9.4

i) Mark 9.4 on the number line.



ii) Which whole number is closer to 9.4? a) 10 b) 9

iii) Round 9.4 to the nearest whole number. _____

iv) Did you round up or round down? _____

Put 73.5 on the number line first – to do this look for the halfway marker.

3) 40.8

i) Mark 40.8 on the number line.



ii) Which whole number is closer to 40.8? a) 40 b) 41

iii) Round 40.8 to the nearest whole number. _____

iv) Did you round up or round down? _____

4) 1.3

i) Mark 1.3 on the number line.



ii) Which whole number is closer to 1.3? a) 1 b) 2

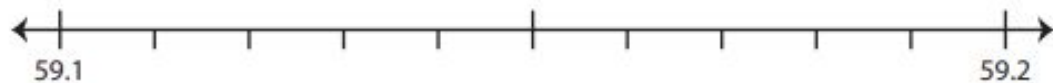
iii) Round 1.3 to the nearest whole number. _____

iv) Did you round up or round down? _____

CHALLENGE 2: DRAW OUT THE NUMBER LINE AND ANSWER THE QUESTIONS IN YOUR PINK BOOK USING THE NUMBER LINE TO HELP YOU.

1) 59.14

i) Mark 59.14 on the number line.



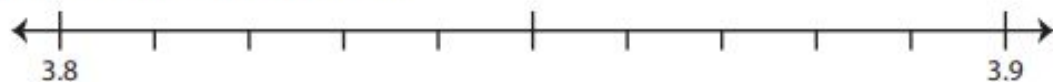
ii) Which decimal is closer to 59.14? a) 59.2 b) 59.1

iii) Round 59.14 to the nearest tenth. _____

iv) Did you round up or round down? _____

2) 3.86

i) Mark 3.86 on the number line.



ii) Which decimal is closer to 3.86? a) 3.9 b) 3.8

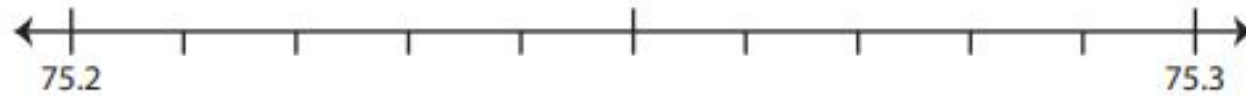
iii) Round 3.86 to the nearest tenth. _____

iv) Did you round up or round down? _____

First work out the halfway point – for example, in the first question 59.15 would sit on the halfway line. This will help you work out where the other points should go.

3) 75.27

i) Mark 75.27 on the number line.



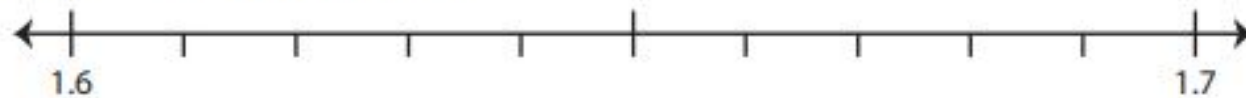
ii) Which decimal is closer to 75.27? a) 75.2 b) 75.3

iii) Round 75.27 to the nearest tenth. _____

iv) Did you round up or round down? _____

4) 1.61

i) Mark 1.61 on the number line.



ii) Which decimal is closer to 1.61? a) 1.6 b) 1.7

iii) Round 1.61 to the nearest tenth. _____

iv) Did you round up or round down? _____

ARITHMETIC:

Challenge your family to a times table battle. Who will come out the champion?

ENGLISH: TO FIND FEATURES OF A NEWSPAPER REPORT.

Today we will be looking at the different features of a newspaper report. In the diagram on the next slide there are the different features with some examples filled in from a newspaper report about Rapunzel donating her hair to charity.



In the third column I would like you to fill in the details for a Disney film of your choice imagining you are turning it into a newspaper report.

| Feature | Rapunzel hair donation article | Your newspaper article |
|---|--|------------------------|
| Heading | Girl donates long hair to charity! | |
| 1 st paragraph: Who, what, where, when | Last week, Rapunzel, 16 years old, has given a wonderful gift to a charity in Germany by donating 25m of beautiful, blonde hair. | |
| Quotations and speech | “My mother cut off my hair in a fit of rage” Rapunzel said “So I thought I might as well make the best of it and donate it.” | |
| Main information – Go into a bit more detail about the event. | Rapunzel had been growing her impressive mane since birth and her mother had always used it to climb up to the window of the tall tower that they lived in. (more information) | |
| Closing quotation and summing up statement. | The charity exclaimed ‘we are so thankful to Rapunzel and will make sure her hair is put to good use!’ Rapunzel is now getting used to her shorter, brown locks. | |

Spelling

This week we will be looking at some new prefixes. Can you remember what a prefix is and where it goes?

The prefixes we will look at are:

auto

super

anti



SPELLING CO-ORDINATES

Some nouns can be formed by adding a prefix to the beginning of the root word.

| | A | B | C | D | E | F |
|---|--------------|---------|--------|-------------------|--------|-----------|
| 1 | Super | correct | septic | <u>perspirant</u> | ageing | graph |
| 2 | biotic | market | human | freeze | fungus | clockwise |
| 3 | Super | nova | Anti | hero | star | Auto |
| 4 | mobile | pilot | sonic | social | dote | natural |
| 5 | <u>matic</u> | Auto | focus | biography | Anti | glue |

Work out the words from the co-ordinates given.



| | | |
|----|--------|--|
| 1. | A1+D3= | |
| 2. | B5+F1= | |
| 3. | C3+C1= | |
| 4. | A3+F4= | |

| | | |
|----|--------|--|
| 5. | F3+A5= | |
| 6. | A1+E3= | |
| 7. | E5+F2= | |
| 8. | A1+B2= | |

SUGGESTED AFTERNOON ACTIVITY:

Art: Can you use your pencil sketching skills from last week to sketch the view from one of your windows?

Use the examples and template below to help you and fill in details of your garden or what you can see down your street.

