


# Reception –



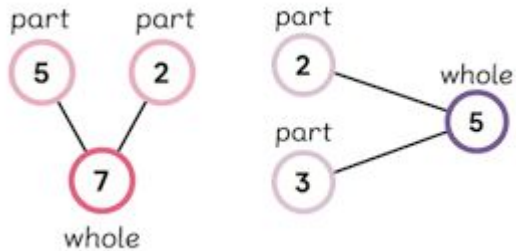
Can you have a go at finding different ways to make one number. How many ways can you make ten For example  $5 + 5 = 10$



Remember to read every day.



Can you design and make a postcard? You could draw a picture of something fun you have done at home or something you have seen on a walk. Maybe you could send it to a family member or friend. Try and write in sentences and use capital letters and full stops if you can.




You can now log onto [phonicsplay.co.uk](https://www.phonicsplay.co.uk) for free using  
Username **march20**  
Password **home**  
There are lots of games and resources to support phonics at home.

Phonics; Today we are revising the sound 'ie' as in tie and fried.

**ie**

**ie** Tune: *The Farmer in the Dell*


The captain said, "/ie/-/ie!"  
 The captain said, "/ie/-/ie!"  
 "Stand up straight!  
 Don't be late!"  
 The captain said, "/ie/-/ie!"



Action: Stand to attention and salute, saying /ie/!

Spelling rule

ie can show the sound I (but can show ee also.)				
tie	pie	die	lie	vie
tied	cried	died	lied	dried
fried	denied	replied	spied	tried



Write a sentence using the words that are left.

---



---

Remember to read every day.



Can you practice your letter formation and remember the single sounds you have learnt so far? Perhaps you could challenge yourself to joining 2 letters together?

a b c d e  
 f g h i j k  
 l m n o p  
 q r s t u  
 v w x y z

# Patterns

Year 2 Spelling

The **r** sound can be spelt **wr** at the beginning of words.

Example words:  
write, written,  
wrote, wrong,  
wrap



twinkl visit [twinkl.com](https://www.twinkl.com)

Spelling Rule, Year 2.

Can you think of any other words that follow this rule?

Are you able to use them in a sentence?



# Nouns

A noun is a person, place, animal, or thing.

Person	Place	Animal	Thing
girl	school	dog	book
boy	home	bee	flower
Mom	playground	frog	shoe
Dad	zoo	COW	pencil
Grandma		lizard	
Grandpa			
Mrs. Jones			

WALT: Identify nouns











Highlight the nouns in the sentences below

1. My birthday is in May. (2)
2. Scarlett's favourite food is chocolate. (3)
3. The ancient oak tree was covered in ivy. (2)
4. Josh, Liam and Sam went to the cinema after school. (5)
5. Stealthily, the golden lion stalked its prey. (2)
6. The flowers were bright yellow and smelled beautiful. (1)
7. Kenny and Amy raced down the hill. (3)
8. Feeling excited, the children each opened their presents. (2)
9. Fluttering delicately, the butterfly landed onto Rosie's hand. (3)
10. Peeking through the window, Emily could see her mum icing chocolate cookies. (4)
11. Lucy and Jess are going to London on Saturday. (4)
12. Down the winding lane stood the witch's crooked house made from ginger-bread. (4)

# Maths - Time

Have a go at these challenges. You could use the clock you made earlier in the week to help you work out the answers.

Challenge - You could have a go at writing some of your own questions for someone in your family to answer.

<p>Bart leaves for football at 10 o'clock. It takes him half an hour to walk there. What time does he get there? Draw the time on the clock.</p>		
<p>Laura goes swimming at 9 o'clock. She swims for 2 hours. What time does Laura get out of the pool? Draw the time on the clock.</p>		
<p>The Angry birds go to the cinema. They arrive at 4 o'clock. The film lasts one hour. What time do they leave the cinema?</p>		
<p>Hello Kitty goes shopping. She goes on the bus which takes 1 hour. If she gets to the shops at 11 o'clock, what time did she set off?</p>		
<p>The children start dancing at 5 o'clock. They finish two hours later. What time do they finish dancing?</p>		

This half term, for your afternoon work you are going to be completing a project about Japan! Everyone in the school is doing the same project so that if you have siblings, then you can all do similar activities and teach each other things. Activities will be posted weekly with a particular focus (the first one is Climate and Geography)

Choose the activities you would most like to do and present them creatively! You can present your work however you like, for example, in the form of artwork, a scrapbook, a PowerPoint.

Suggested activities for Climate and Geography. (Please feel free to do your own if you would prefer.)

- Can you find Japan on a map? What is its capital city? What Oceans does it have around it? Can you draw a map of Japan and add the cities and Oceans. What continent is Japan on?
- What does the flag of Japan look like? Can you draw it? Does it have a meaning?
- Are there any famous landmarks in Japan like mountains, volcanoes, rivers and lakes. Can you research one and make a tourist information leaflet. Can you add pictures?
- What is the Climate like in Japan? Does it have seasons? Are some parts of the country hotter than others? How does this compare to England?
- What is the Capital City of Japan Like? How is it the same/different from London? What is its population? Can you write a postcard as if you are in Japans Capital telling a family member what it is like. You could talk about the temperature, how busy it is, what the buildings and shops are like.
  
- REMEMBER, you do not have to do all of these in a week, they are just ideas. Have fun.