

Kestrels Home Learning Monday 4th May
Weekly tasks to do when possible:

Grammar: Research semi-colons and colons. Can you use these in some sentences?

Spelling: Practise writing words with the suffixes -ant, -ancy, -ent -ency and then cover them and rewrite them. The rule is included in this PowerPoint.

Arithmetic: Practise multiplying (across!) and dividing fractions (Flip it!).

Please make sure you are reading daily, for at least 20 minutes.

Japan Activities for the week!

I have suggested some activities below which are suitable for a Year 5/6 class but can also be done by younger children with some help.

Choose the activities you would most like to do and present them creatively! You can present your work however you like, for example, in the form of artwork, a scrapbook, a PowerPoint.

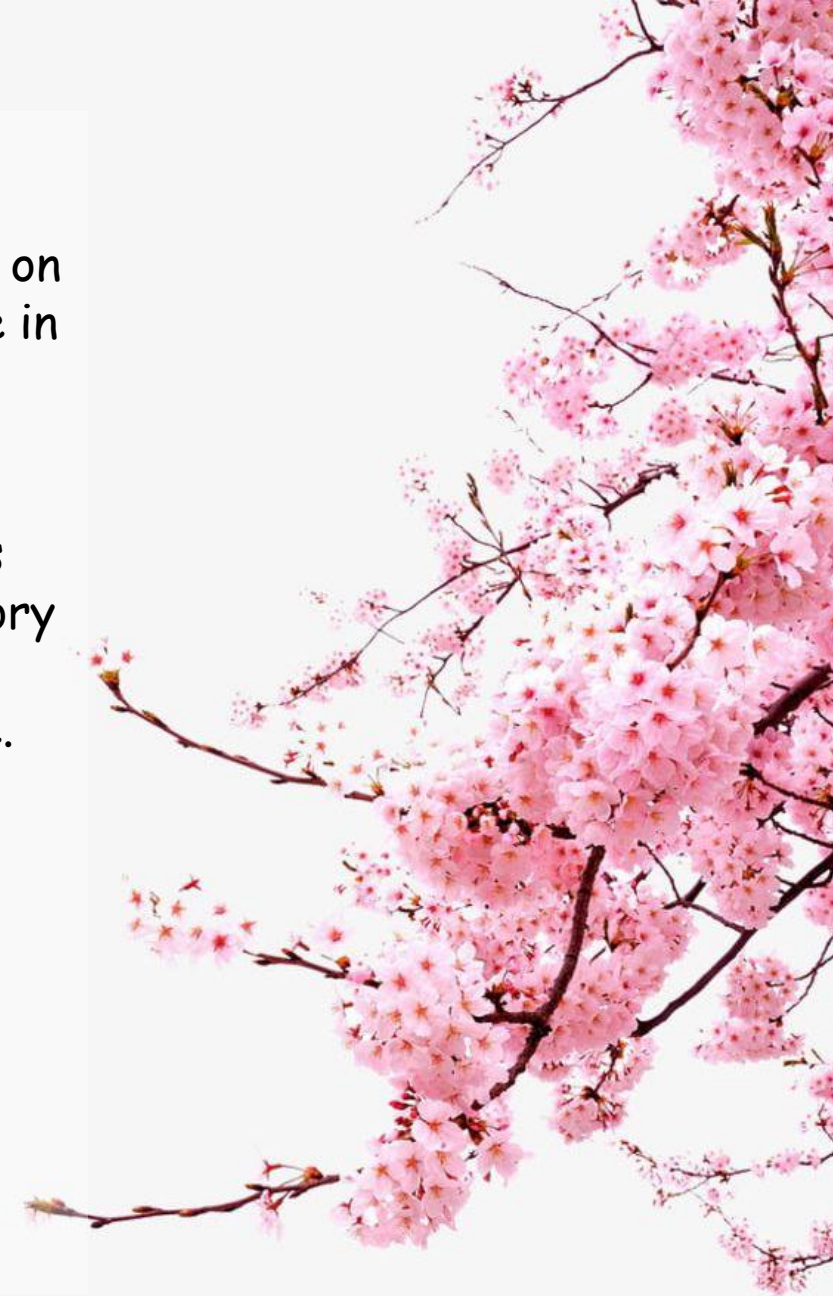
Our weekly focus for this week is Culture and traditions.

Please see the next slide for the activities.



Suggested afternoon activities for the week:

- Learn some numbers/ greetings in Japanese. There are some great videos on YouTube for this and the free language learning app Duolingo has a course in Japanese (this app is excellent!).
- Research some origami patterns and try folding some. You may want to research the story of Sadako Sasaki and the thousand cranes. This is especially relevant as it is all about peace and this week is VE day which is where the whole country celebrated the end of the war. Warning: this story is quite sad.
- Research the traditional sports of Japan including Sumo, Judo and Karate. Do not try these out on your family members!
- Research Samurai warriors.
- Try some Japanese food. You could try out some Sushi rolling at home!
- Research the main religions in Japan- Buddhism and Shinto.
- Research the clothing in Japan and design your own Samurai armour or kimono.
- In England we have the monarchy and government. Is this the same as Japan? Do they have any laws which are different?
- Is there anyone who is famous who was born in Japan?



Spelling Rule Explanation

Look for root words that end in a soft 'c' or 'g' ('s' or 'j' sound); these often use 'ent' & 'ence' / 'ency'.

Use 'ant' & 'ance' / 'ancy' after root words that could end in '-ation'.


observant (*observation*) tolerance (*toleration*)

decent emergency confidence

NOTE: Many words just have to be learnt. Practise saying the end of the word **CLEARLY** to help you.

Kestrels - Monday 4th May 2020
(Happy Star Wars Day!)

Maths- To use trial and error to make predictions about a mathematical problem.




English- To read chapter 15 of Goodnight Mister Tom.

Maths

L.O: To use trial and error to make predictions about a mathematical problem.

Welcome to problem solving week!

Today I would like you to have a go at the 'Reach 100' challenge! For this challenge, you will need to draw a grid with four squares like this:



Your challenge is to choose four different numbers from 1-9 and put one in each box of your grid.

If you look at my example below, I have a 5 and 2 in the top boxes and 1 and 9 in the bottom boxes.

52	(reading along the 1st row)
19	(reading along the 2nd row)
51	(reading down the left hand column)
29	(reading down the right hand column)

This gives four two-digit numbers:

In this case their sum is 151.

Try a few examples of your own, is there a quick way to tell whether the total is going to be odd or even?

Challenge: Your challenge is to find four different digits that give four two-digit numbers which add to a total of 100! If you struggle with this, which numbers get you as close to 100 as possible?

Super challenge: Is there more than one combination of numbers, which help us to reach 100?

English

L.O: To read Chapter 15 of Goodnight Mister Tom.

Read chapter 15 (Home) of Goodnight Mister Tom.

This chapter is a very sad one, if you need to read a bit and skip a bit, that is ok.

